

Design/Planning/Construction
1201 Main Street, Suite 2100
Columbia, S.C. 29201
tel. 803-256-0000
fax 803-255-7243

ALL RIGHTS RESERVED. THIS DRAWING AND THE DESIGN SHOWN THEREON ARE COPYRIGHTED AS PRESCRIBED BY THE LAWS OF THE UNITED STATES AND ARE THE PROPERTY OF G M K ASSOCIATES ARCHITECTURAL DIVISION. ANYONE DUPLICATING, REPRODUCING OR CAUSING TO BE REPRODUCED THE WHOLE OR PART OF THESE DRAWINGS OR THE DESIGN THEREON WITHOUT PERMISSION OF THE ARCHITECT WILL BE SUBJECT TO LEGAL ACTION.

consultants

client



THE SOUTH CAROLINA DEPARTMENT OF ADMINISTRATION
State Project #D50-6037-PD


project name

COLUMBIA MILLS ROOF REPLACEMENT & ATRIUM ROOF/WINDOW REPLACEMENT

A/E project number

20058.01

seals/signature

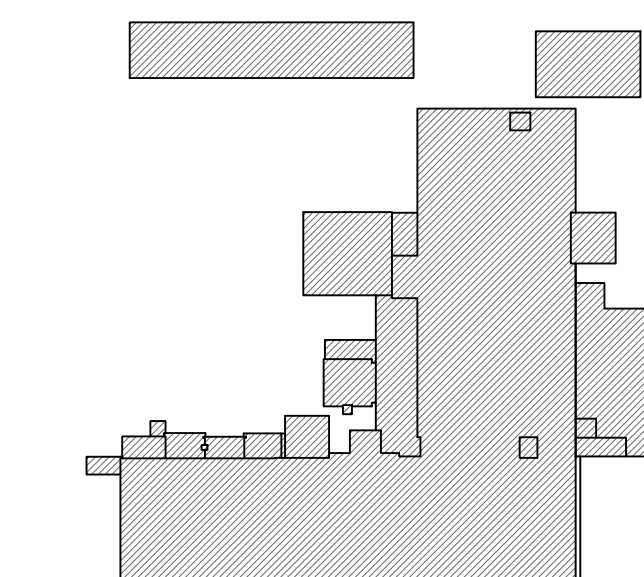


issued for
CONSTRUCTION DOCUMENTS

date
APRIL 14, 2022

number	item	date

key plan



sheet title
FOURTH FLOOR DEMOLITION PLAN

sheet number

A1.4

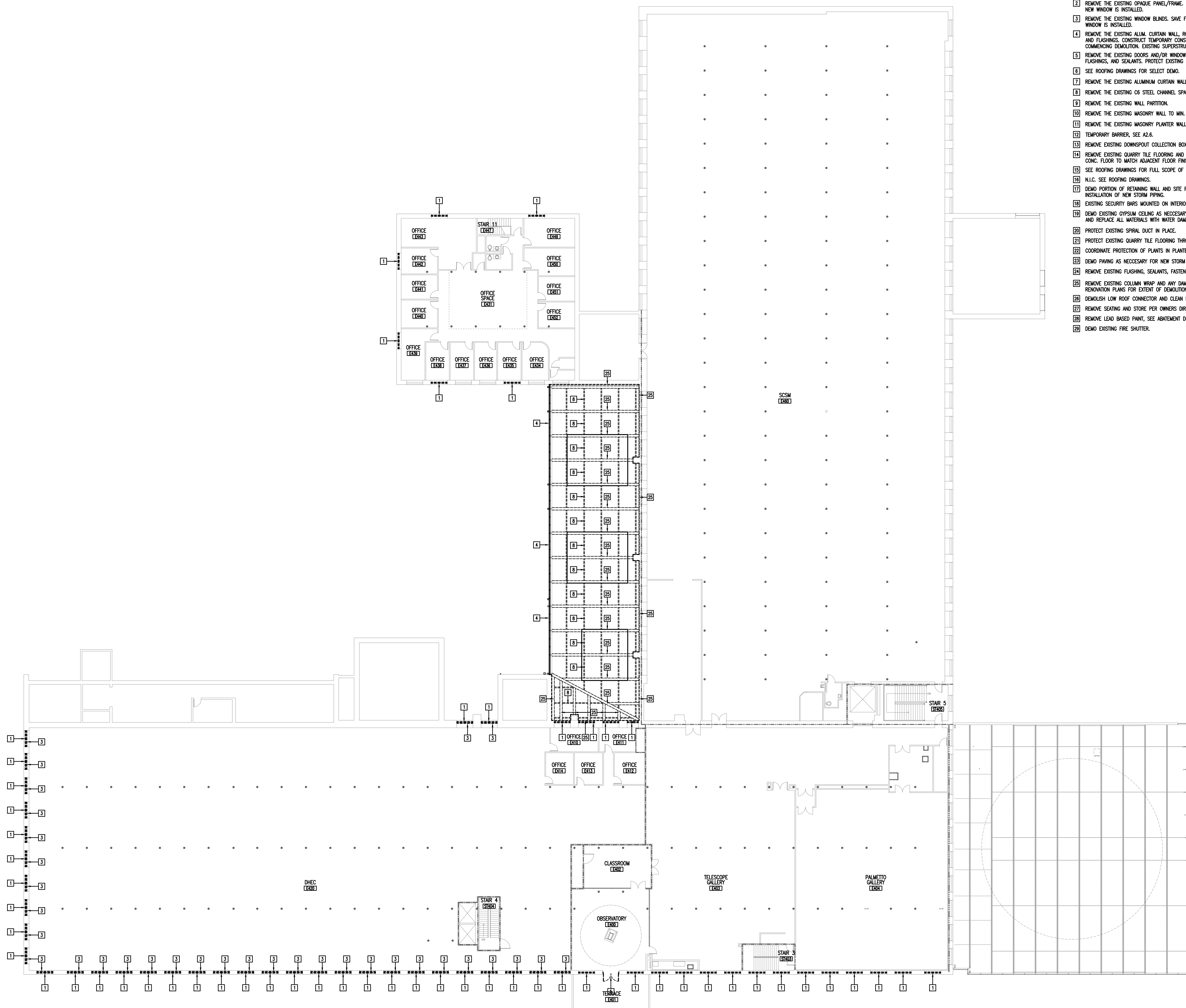
drawn by

DBW

checked by

DEMOLITION NOTES

- 1 REMOVE THE EXISTING WINDOW INCLUDING ALL TRIM, FLASHINGS, AND SEALANTS.
- 2 REMOVE THE EXISTING OPAQUE PANEL/FRAME. SAVE FOR RE-INSTALLATION AFTER NEW WINDOW IS INSTALLED.
- 3 REMOVE THE EXISTING WINDOW BLINDS. SAVE FOR RE-INSTALLATION AFTER NEW WINDOW IS INSTALLED.
- 4 REMOVE THE EXISTING ALUM. CURTAIN WALL, ROOF, GLASS, GUTTER, DOWNSPOUTS AND FLASHINGS. CONSTRUCT TEMPORARY CONSTRUCTION TUNNEL PRIOR TO COMMENCING DEMOLITION. EXISTING SUPERSTRUCTURE TO REMAIN IN PLACE.
- 5 REMOVE THE EXISTING DOORS AND/OR WINDOW COMPLETELY INCLUDING ALL TRIM, FLASHINGS, AND SEALANTS. PROTECT EXISTING SUPERSTRUCTURE TO REMAIN.
- 6 SEE ROOFING DRAWINGS FOR SELECT DEMO.
- 7 REMOVE THE EXISTING ALUMINUM CURTAIN WALLS AND BARREL VULTED SKYLIGHTS.
- 8 REMOVE THE EXISTING C6 STEEL CHANNEL SPANNING FROM BEAM TO BEAM.
- 9 REMOVE THE EXISTING WALL PARTITION.
- 10 REMOVE THE EXISTING MASONRY WALL TO MIN. 4" BELOW EXIST. CONC. FLOOR.
- 11 REMOVE THE EXISTING MASONRY PLANTER WALL.
- 12 TEMPORARY BARRIER, SEE A2.6.
- 13 REMOVE EXISTING DOWNSPOUT COLLECTION BOX.
- 14 REMOVE EXISTING QUARRY TILE FLOORING AND SETTING BED. POLISH REMAINING CONC. FLOOR TO MATCH ADJACENT FLOOR FINISH.
- 15 SEE ROOFING DRAWINGS FOR FULL SCOPE OF ROOF RELATED DEMOLITION.
- 16 N.I.C. SEE ROOFING DRAWINGS.
- 17 DEMO PORTION OF RETAINING WALL AND SITE PAVING AS NECESSARY FOR INSTALLATION OF NEW STORM PIPING.
- 18 EXISTING SECURITY BARS MOUNTED ON INTERIOR.
- 19 DEMO EXISTING GYPSUM CEILING AS NECESSARY TO INSTALL UTILITIES. REMOVE AND REPLACE ALL MATERIALS WITH WATER DAMAGE.
- 20 PROTECT EXISTING SPIRAL DUCT IN PLACE.
- 21 PROTECT EXISTING QUARRY TILE FLOORING THROUGHOUT.
- 22 COORDINATE PROTECTION OF PLANTS IN PLANTERS.
- 23 DEMO PAVING AS NECESSARY FOR NEW STORM LINES, SEE CIVIL DWG'S.
- 24 REMOVE EXISTING FLASHING, SEALANTS, FASTENERS, ETC. FROM EXISTING MASONRY WITH RENOVATION PLANS FOR EXTENT OF DEMOLITION.
- 25 DEMOLISH LOW ROOF CONNECTOR AND CLEAN EXISTING MASONRY.
- 26 REMOVE SEATING AND STORE PER OWNERS DIRECTION.
- 27 REMOVE LEAD BASED PAINT, SEE ABATEMENT DRAWINGS.
- 28 DEMO EXISTING FIRE SHUTTER.



1 FOURTH FLOOR DEMOLITION PLAN
SCALE: 1/16" = 1'-0"