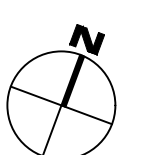
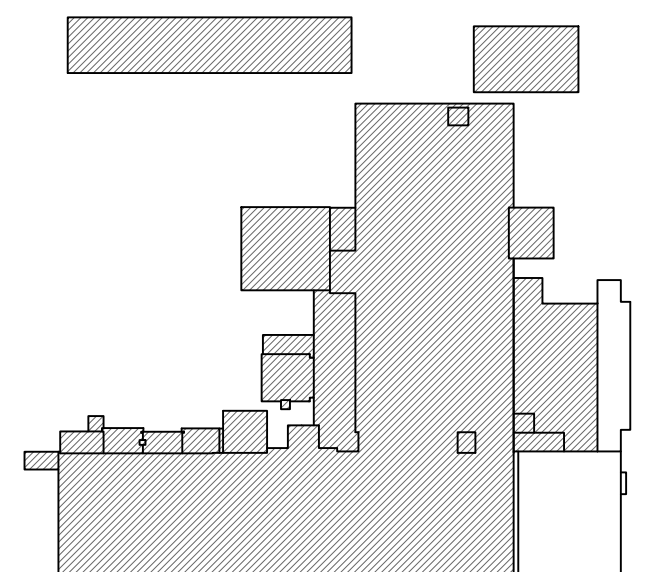


issued for  
CONSTRUCTION DOCUMENTS

date  
APRIL 14, 2022

number	item	date

key plan



sheet title  
FOURTH FLOOR RENOVATION PLAN

sheet number

A2.4

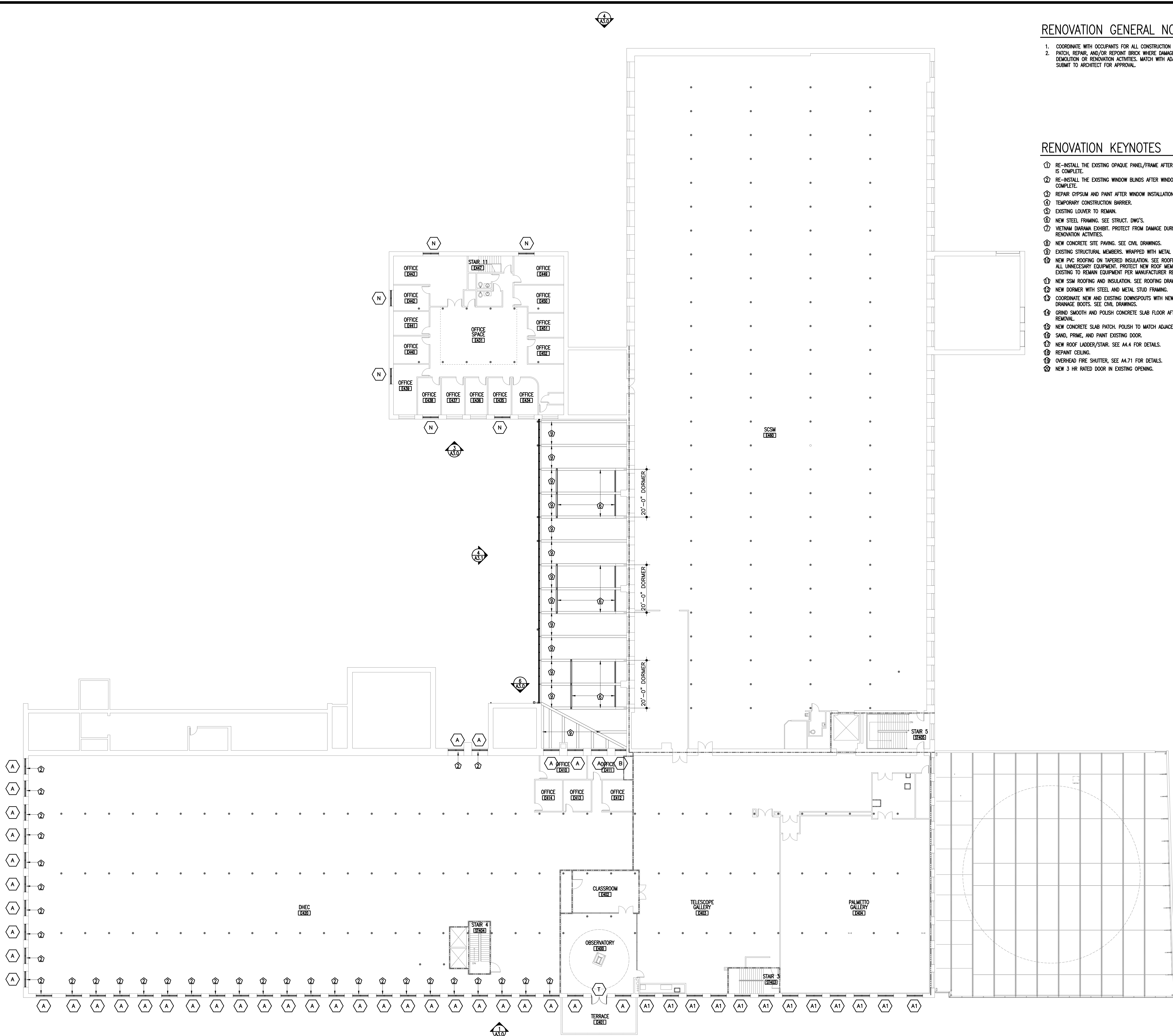
drawn by DBW  
checked by

RENOVATION GENERAL NOTES

- COORDINATE WITH OCCUPANTS FOR ALL CONSTRUCTION ACTIVITIES.
- PATCH, REPAIR, AND/OR REPOINT BRICK WHERE DAMAGED DURING DEMOLITION OR RENOVATION ACTIVITIES. MATCH WITH ADJACENT COLOR. SUBMIT TO ARCHITECT FOR APPROVAL.

RENOVATION KEYNOTES

- RE-INSTALL THE EXISTING OPAQUE PANEL AFTER WINDOW INSTALLATION IS COMPLETE.
- RE-INSTALL THE EXISTING WINDOW BLINDS AFTER WINDOW INSTALLATION IS COMPLETE.
- REPAIR GYPSUM AND PAINT AFTER WINDOW INSTALLATION, SEE WINDOW DETAILS.
- TEMPORARY CONSTRUCTION BARRIER.
- EXISTING LOUVER TO REMAIN.
- NEW STEEL FRAMING. SEE STRUCT. DWG'S.
- VIETNAM WAR/AMA EXHIBIT. PROTECT FROM DAMAGE DURING DEMOLITION AND RENOVATION ACTIVITIES.
- NEW CONCRETE SITE PAVING. SEE CIVIL DRAWINGS.
- EXISTING STRUCTURAL MEMBERS, WRAPPED WITH METAL FRAMING AND GYP. BD.
- NEW PVC ROOFING ON TAPERED INSULATION. SEE ROOFING DRAWINGS. REMOVE ALL UNNECESSARY EQUIPMENT. PROTECT NEW ROOF MEMBRANE FROM ALL EXISTING TO REMAIN EQUIPMENT PER MANUFACTURER RECOMMENDATIONS.
- NEW SSM ROOFING AND INSULATION. SEE ROOFING DRAWINGS.
- NEW DORMER WITH STEEL AND METAL STUD FRAMING.
- COORDINATE NEW AND EXISTING DOWNSPOUTS WITH NEW CAST IRON STORM DRAINAGE BOOTS. SEE CIVIL DRAWINGS.
- GRIND SMOOTH AND POLISH CONCRETE SLAB FLOOR AFTER QUARRY TILE REMOVAL.
- NEW CONCRETE SLAB PATCH. POLISH TO MATCH ADJACENT FLOORS.
- SAND, PRIME, AND PAINT EXISTING DOOR.
- NEW ROOF LADDER/STAIR. SEE A4.4 FOR DETAILS.
- REPAINT CEILING.
- OVERHEAD FIRE SHUTTER, SEE A4.71 FOR DETAILS.
- NEW 3 HR RATED DOOR IN EXISTING OPENING.



1 FOURTH FLOOR RENOVATION PLAN  
SCALE: 1/16" = 1'-0"